



**Agria**   
Pet Insurance

# Agria Breed Stats

*Brechyconference*

*Brenda Bonnett, DVM, PhD*

**Agria**   
Djurförsäkring



# Hot Topics on DogWellNet.com

## Brachycephalics

Many articles already on the website on Breed-Specific Breeding Strategies; programs at dog shows, fitness testing, etc.



# Hot Topics on DogWellNet.com

## Brachycephalics

- New formal research from the Royal Veterinary College in the UK
  - Interesting – measuring skulls, etc.
  - Good evidence of the severity of BOAS in individual dogs
- Quoted... *and misquoted* ...

# Statistics / data / information

**All of us show bias when it comes to what  
information we take in.  
*(... and then share)***

**We typically focus on anything that agrees  
with the outcome we want.**

Noreena Hertz

<http://www.brainyquote.com/quotes/keywords/bias.html>

# Background to Agria data: Collaboration since 1994

- Agria Animal Insurance
- SLU – Swedish University of Agricultural Sciences
- 
- University of Guelph, Canada
- Swedish Kennel Club (SKK)

# Background to Agria data: Collaboration since 1994



al Insurance

dish University of Agricultural

of Guelph, Can

**Partnership !**

***'Demanded' by the  
breed clubs/ SKK !***

# Background to Agria Breed Statistics

- Agria Insurance:
  - **Willingness to share**
  - **Research and development funded by Agria-SKK Research Fund.**
  - Database has been used in **>32 scientific publications** in refereed journals

# Background to Agria Breed Statistics: Dogs

- Approximately **40% of the Swedish population**
  - **80% of insured dogs are purebred**
  - On average **>76%** of dogs within a breed are **registered with SKK**
- Dogs insured to any age (best representation <12 years)
- Coverage is very broad; some exclusions
  - Owner must realize there is a problem and take dog to vet.
  - Visits within 120 days must exceed ‘self-risk’
- Stats calculated **per dog** NOT per claim or visit
  - Therefore may differ from veterinarians’ perceptions
  - ‘Conservative estimates’



# Agria Breed Statistics and the Work of Breed Clubs

## Identifying the *most important* conditions in a breed

- Most **common** conditions – i.e. affects the most dogs?
- Breed shows a **higher risk** compared to other breeds
  - Hereditary, use, other reasons
- The most **severe**
  - **Health**: veterinary care, death
  - **Welfare** – suffering, poor quality of life, impact on overall soundness and well-being

# Agria Breed Statistics and the Work of Breed Clubs

## Identifying the *most important* conditions in a breed

- Those conditions we can **measure**/ detect and about which **something can be done...**
- Conditions recognized by the public as affecting health / welfare
- **Breathing**
- **Eyes**

# Agria Breed Statistics and the Work of Breed Clubs

## Identifying the *most important* conditions in a breed

- Those conditions we can **measure**/ detect and about which something can be done...
- Conditions recognized by the public and important for animal welfare

- **Breathing**

- **...**

**Agria statistics are part of  
the 'Big Picture'**

# Population Statistics

## Interpretation:

number sick or number dead

÷

**dog-years-at-risk (HEALTHY AND SICK DOGS)**  
(number of dogs and how long we followed them)

**How common is it?**

- **Rate** per 10,000 DYAR
- **Risk** compared to All Breeds (Rate in Breed divided by rate in All Breeds)

**Is the condition more or less likely in this Breed compared to All Breeds, combined?**

# Updates: 2006-2011

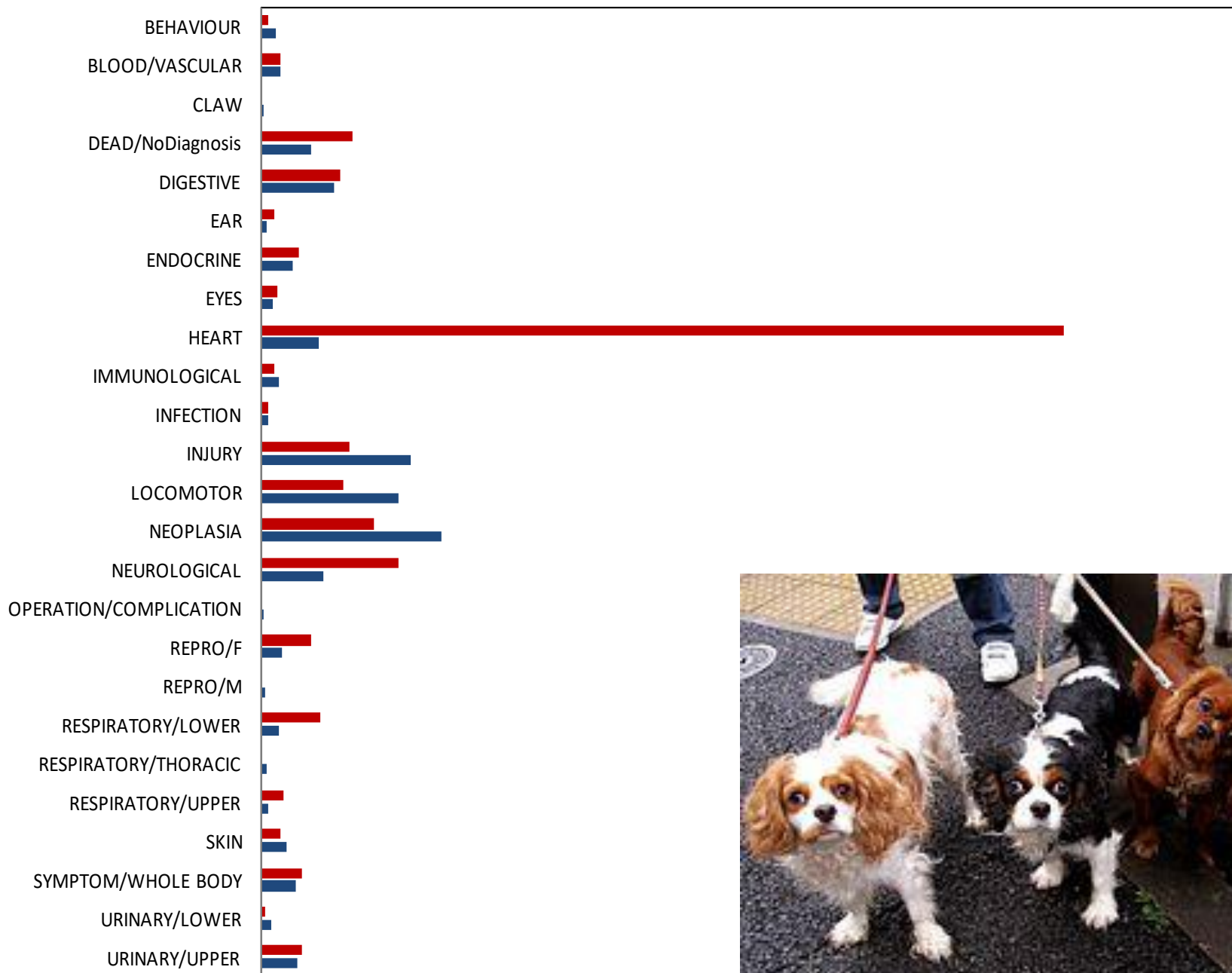
- 6 years of data
  - Over 120 breeds
  - Comparative: **Breed: All Breeds**

# Examples of Dog Updates...



# General Causes of Death : Rates in 2003/06

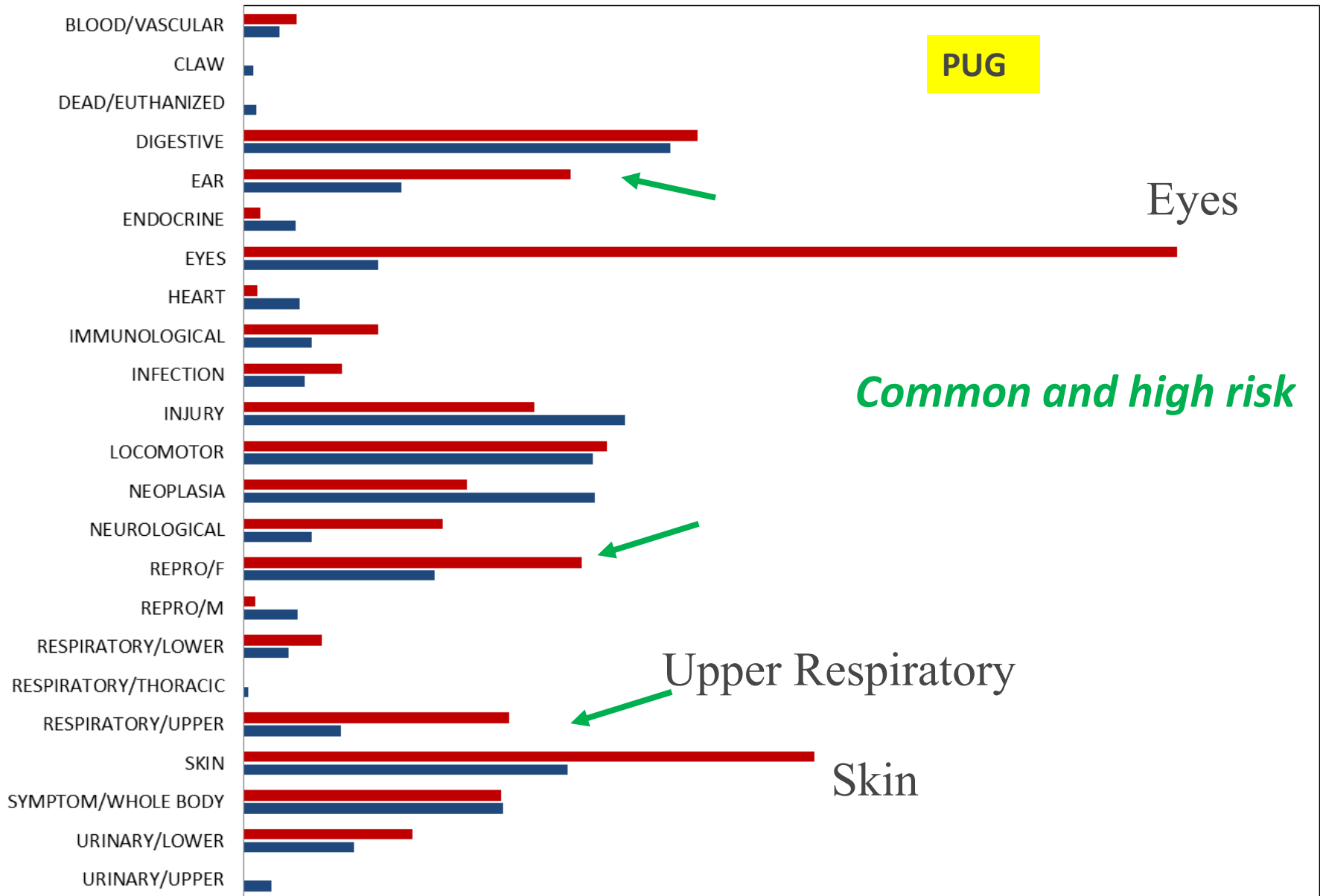
■ Cavalier King Charles Spaniel



# General Causes of VCEs : Rates in 2006-2011

■ Pug

■ ALL BREEDS



**PUG**

*Common and high risk*

Eyes


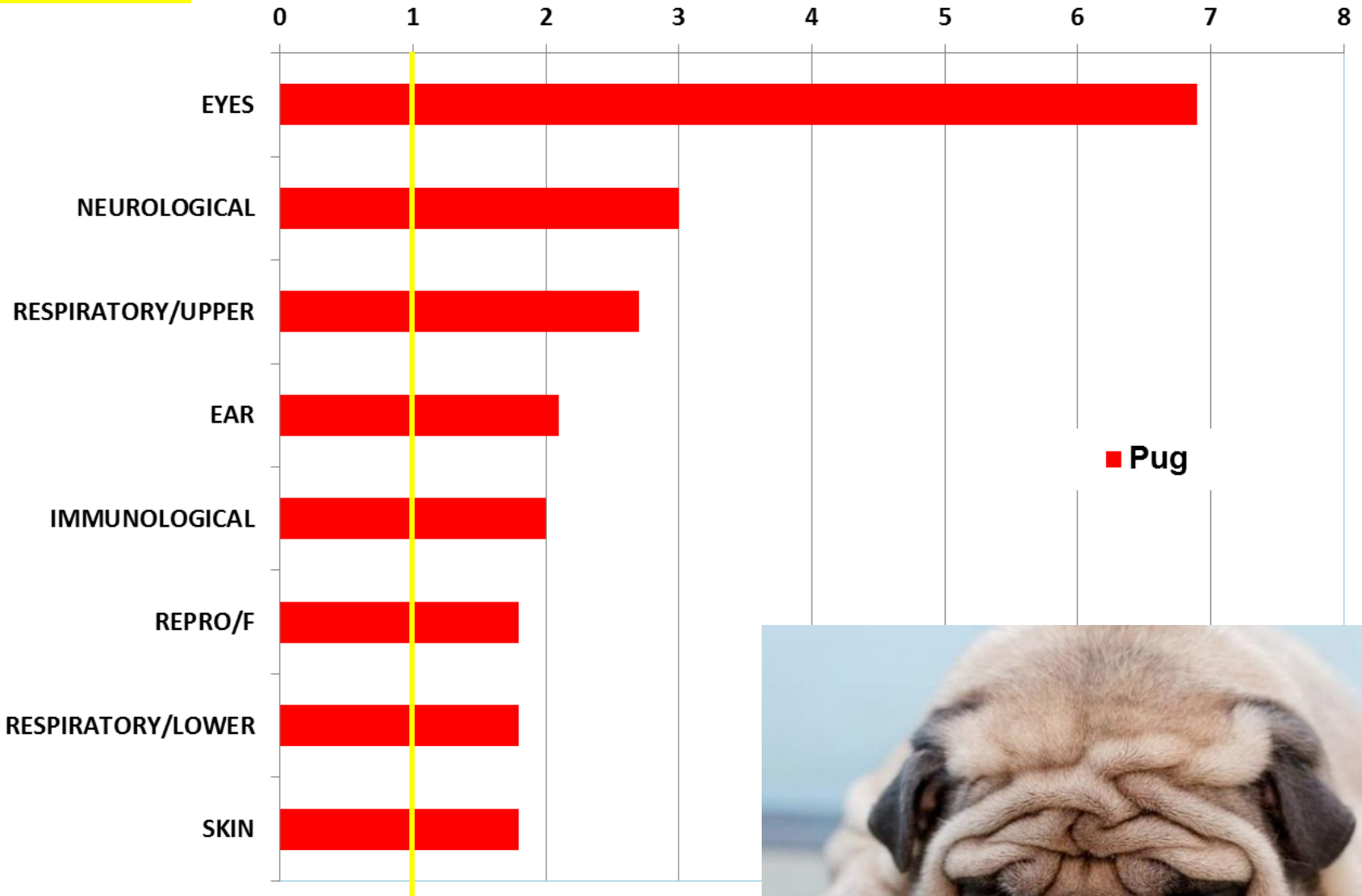
Upper Respiratory

Skin




# General Categories

of VCEs Ordered by Relative Risk compared to All Breeds 2006-2011



## More Specific Diagnoses


of VCEs Ordered by Relative Risk: Pug compared to All Breeds 2006-2011



# Overall Rates of Veterinary Care 2006-2011

■ English Bulldog ■ ALL BREEDS

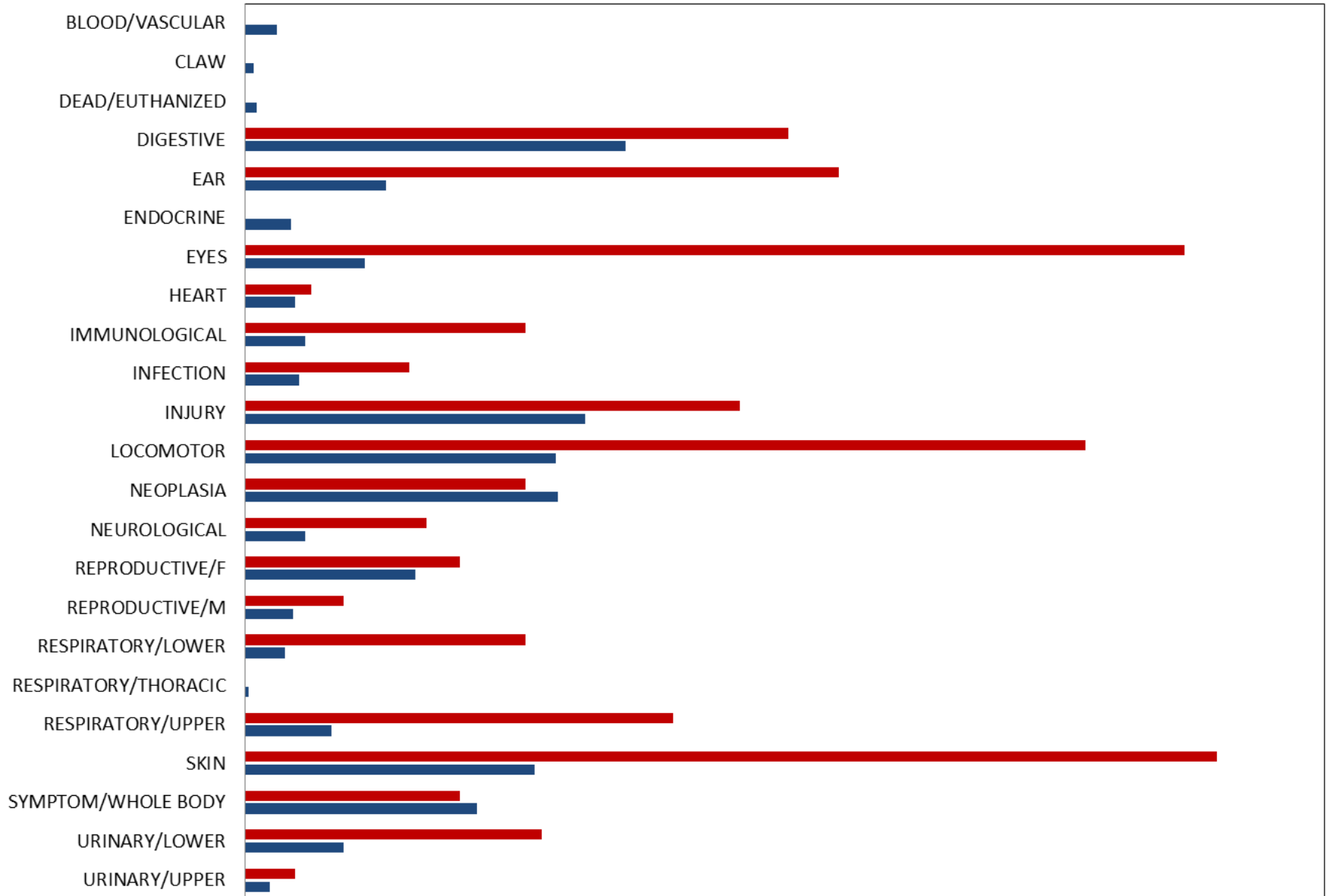
2006-11



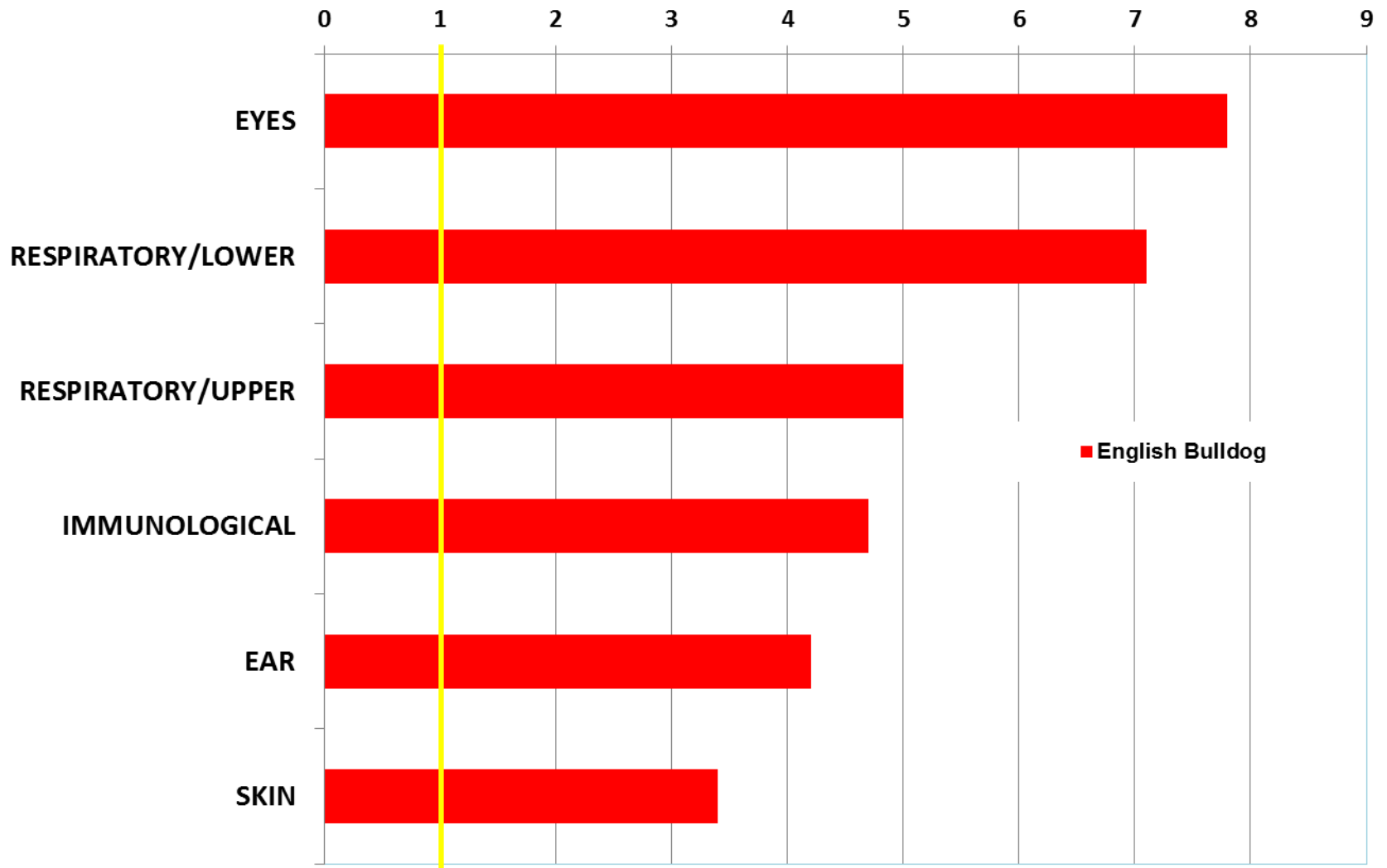
# General Causes of VCEs : Rates in 2006-2011

■ English Bulldog

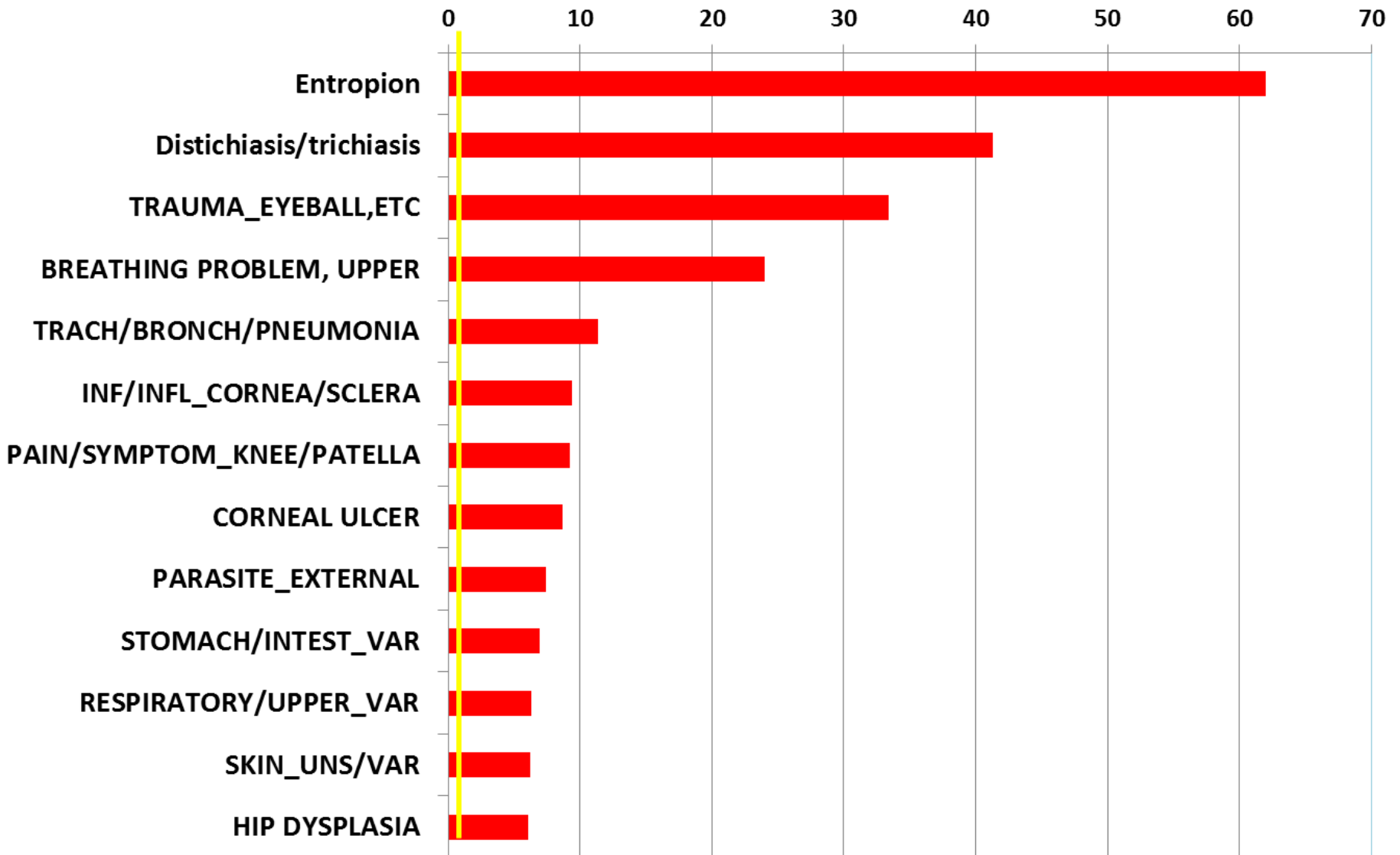
■ ALL BREEDS



General Causes of VCEs Ordered by Relative Risk compared to All Breeds 2006-2011



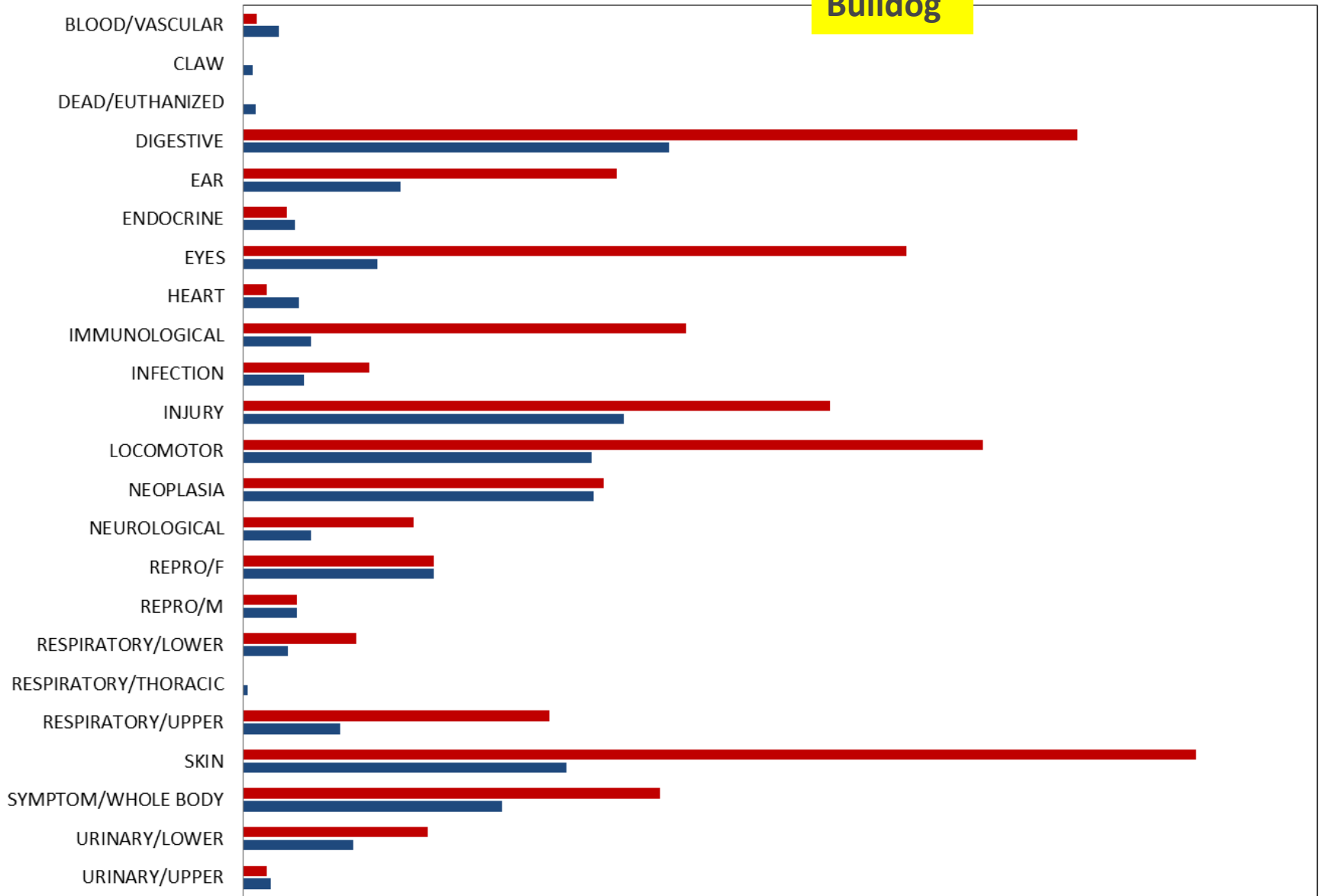
Specific Causes of VCEs Ordered by Relative Risk: English Bulldog compared to All Breeds 2006-2011




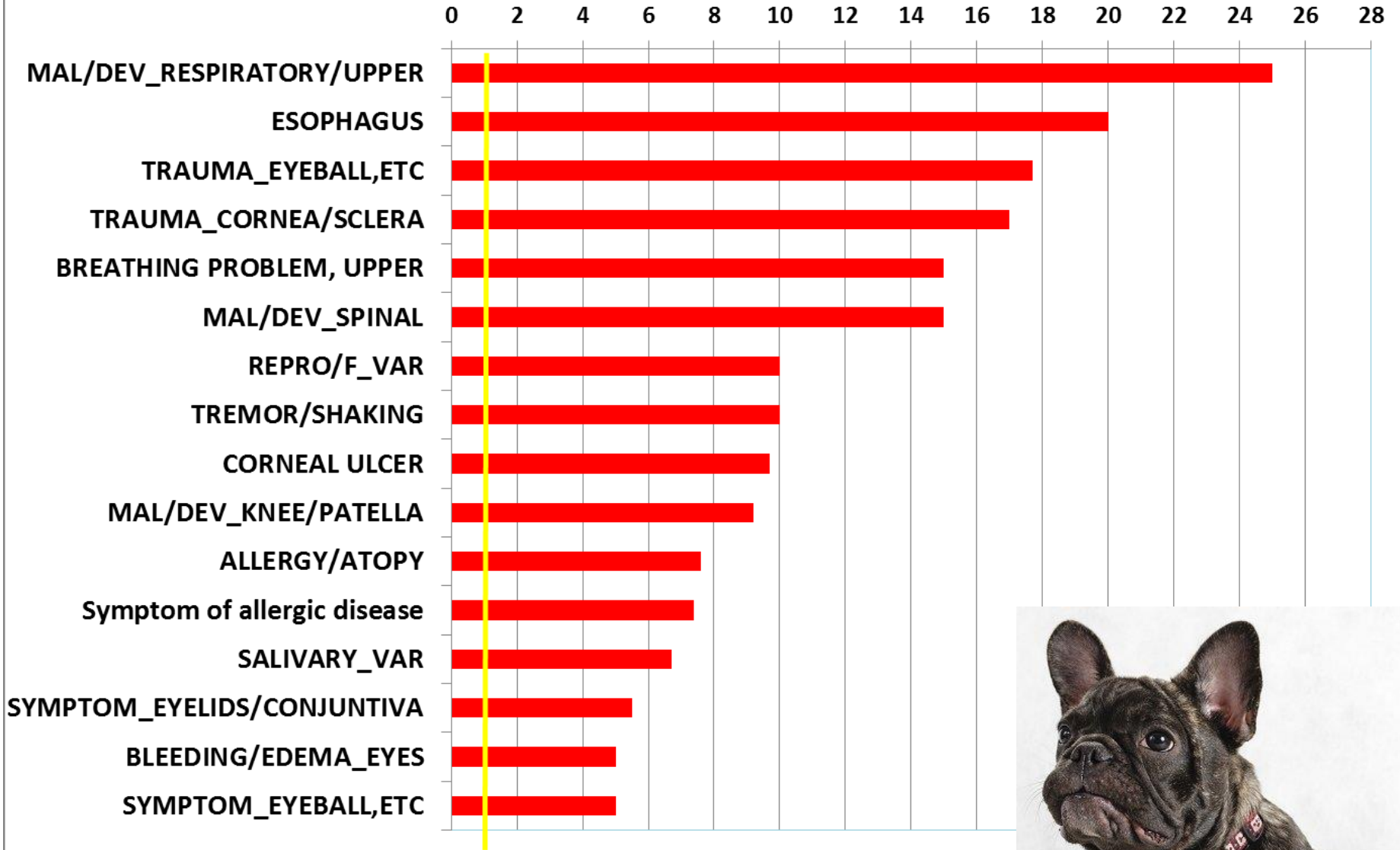
# General Causes of VCEs : Rates in 2006-2011

**French Bulldog**

**ALL BREEDS**


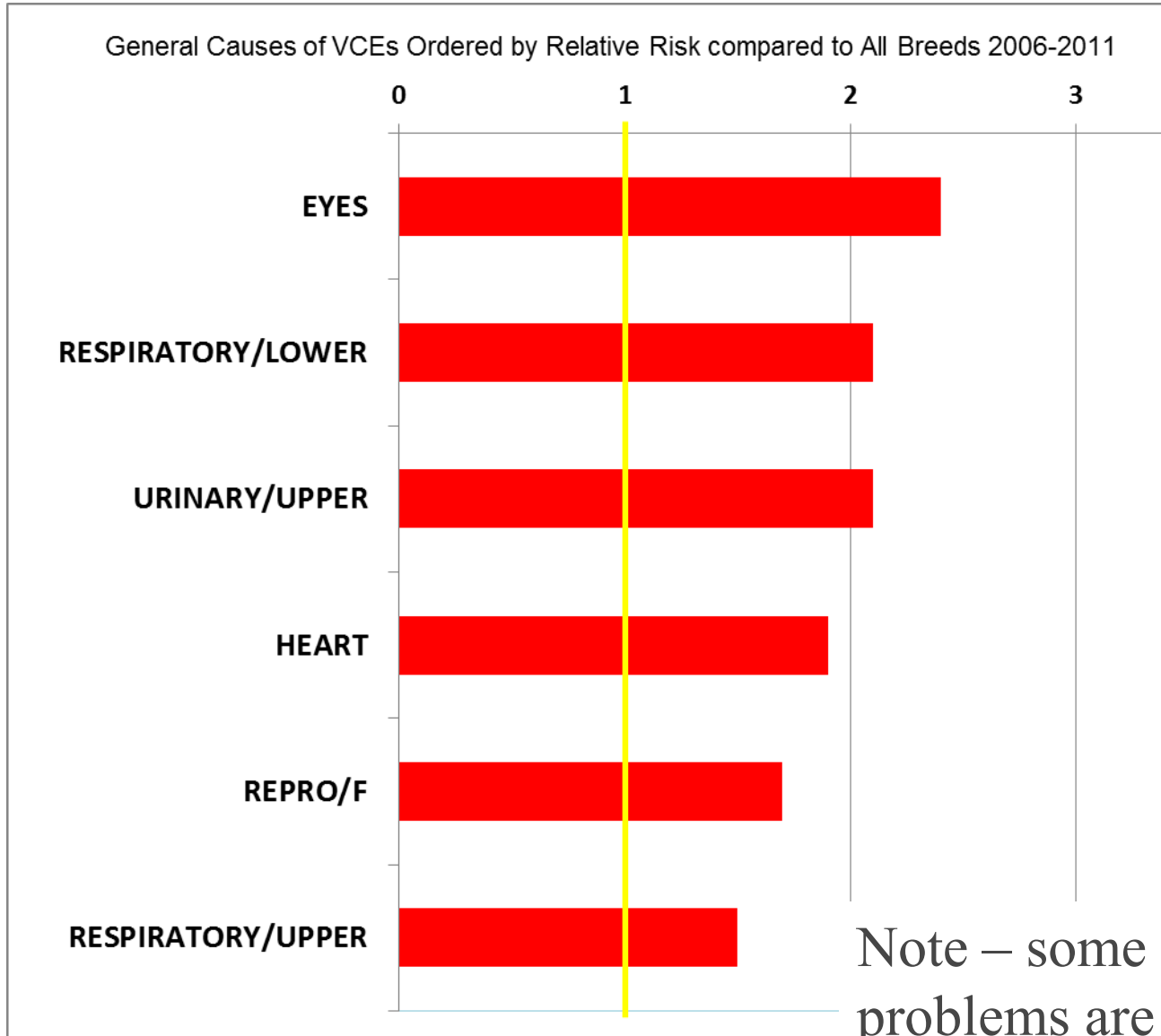


Specific Causes of VCEs Ordered by Relative Risk: French Bulldog compared to All Breeds 2006-2011





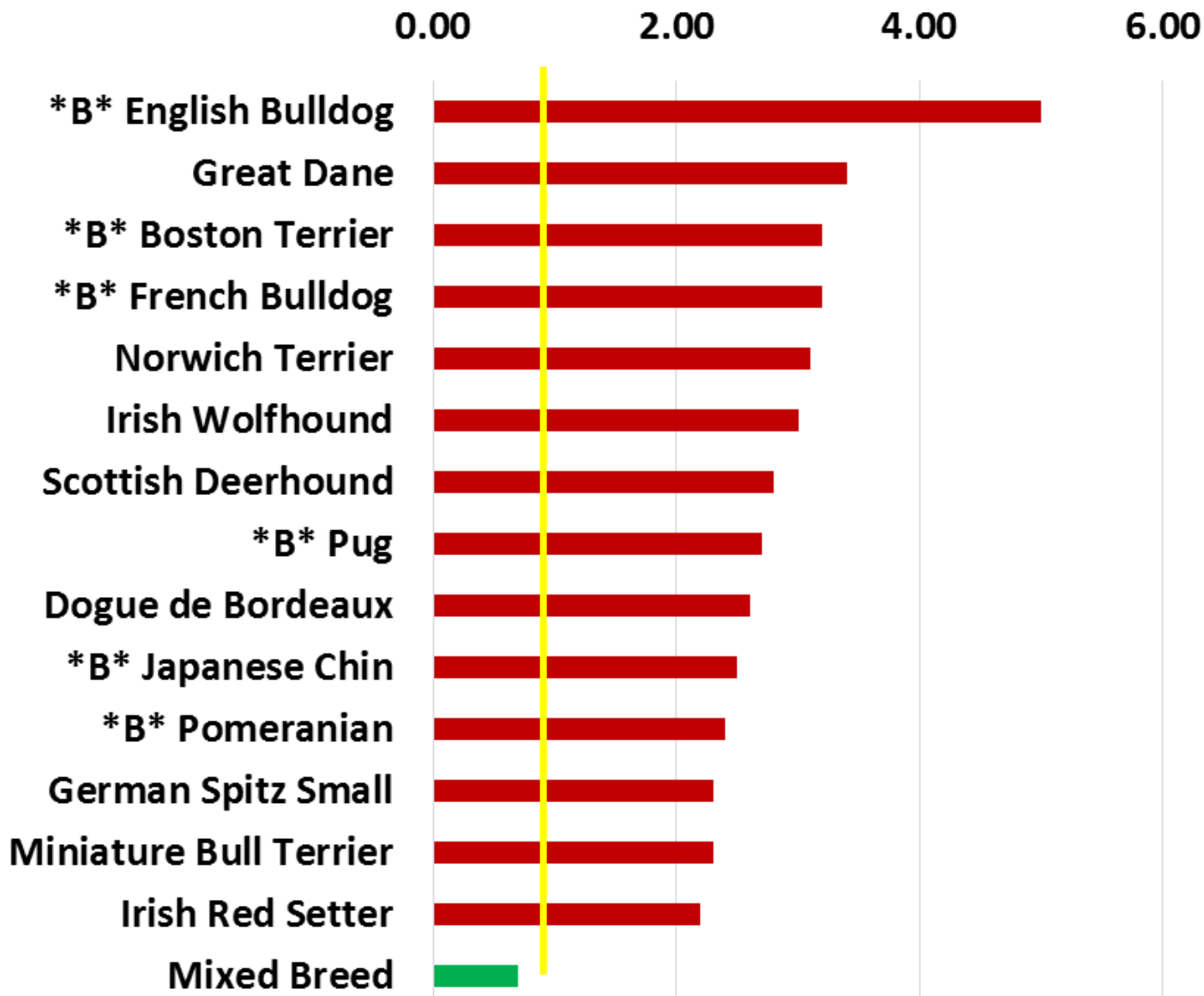
# Overall – similar risk... but higher for certain conditions



■ Griffons

Note – some of the high risk eye problems are not those generally associated with Brachycephaly.

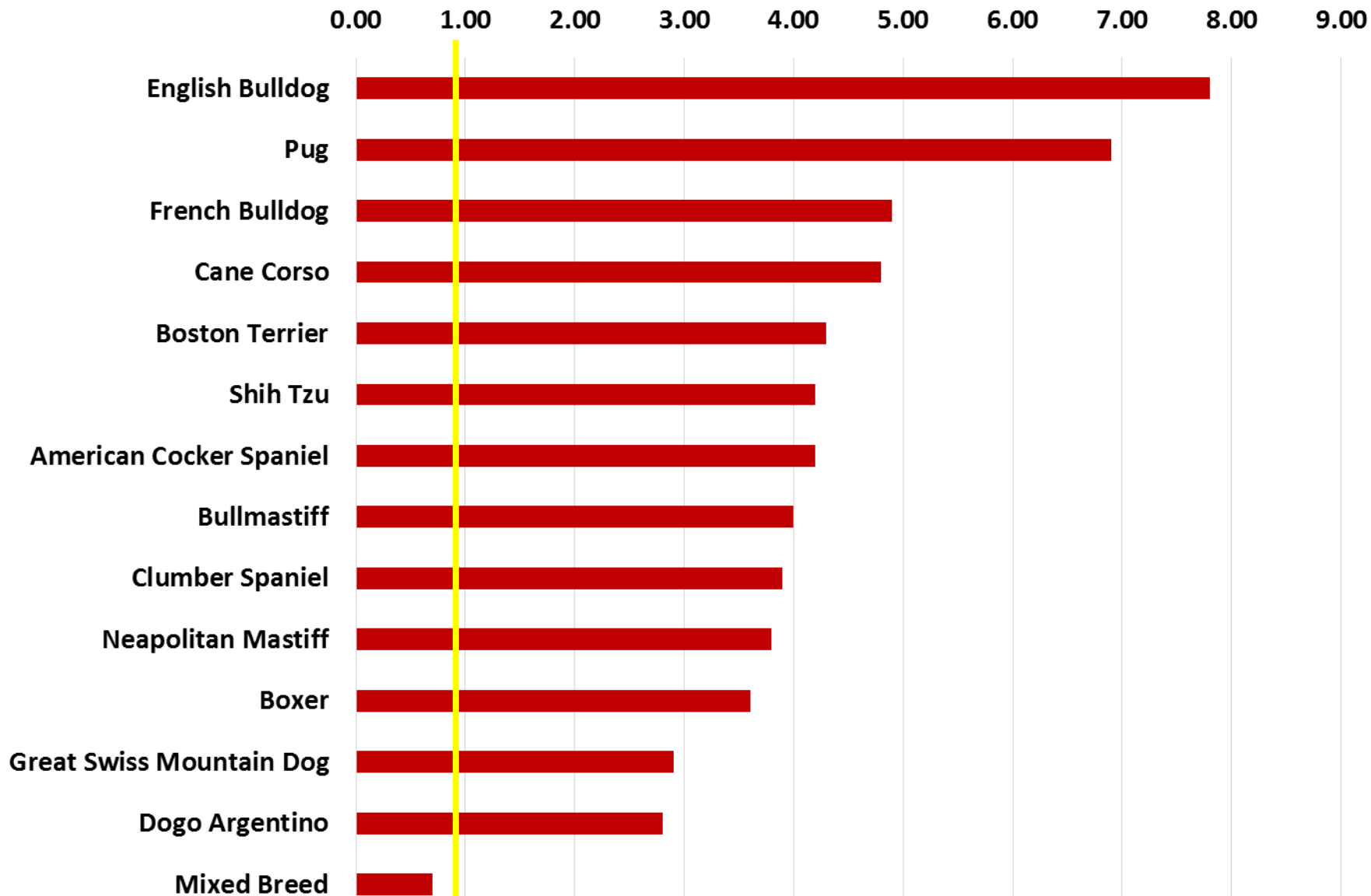
# RESPIRATORY/UPPER: Relative Risk Compared to All Breeds



**RESPIRATORY/UPPER: Ranking for  
Relative Risk Compared to All Breeds**

<b>Brachys</b>	<b>Rank/ 200</b>
English Bulldog	1
Boston Terrier	3
French Bulldog	4
Pug	8
Dogue de Bordeaux	9
Japanese Chin	10
Boxer	25
CKCS	27
Griffons	46
Pekingese	47
Shih Tzu	62
Affenpinscher	77

# Veterinary Care EYES: Risk Compared to All Breeds



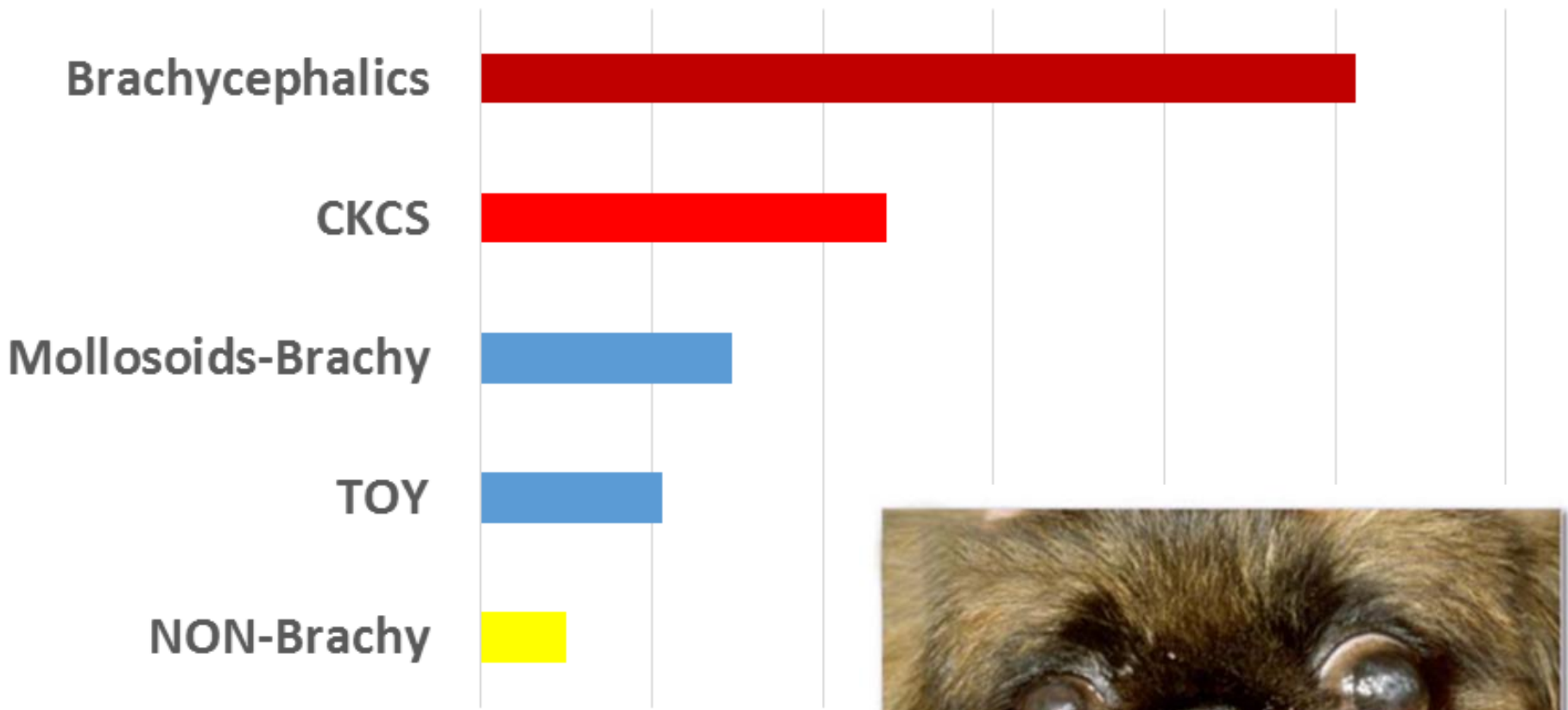
**Veterinary Care Eyes: Ranking for  
Relative Risk Compared to All Breeds**

<b><u>Brachys</u></b>	<b><u>RANK</u></b>
English Bulldog	1
Pug	2
French Bulldog	4
Boston Terrier	6
Shih Tzu	7
Boxer	12
Griffons	20
Pekingese	21
CKCS	22
Affenpinscher	31
Japanese Chin	58

Data 2009-2013

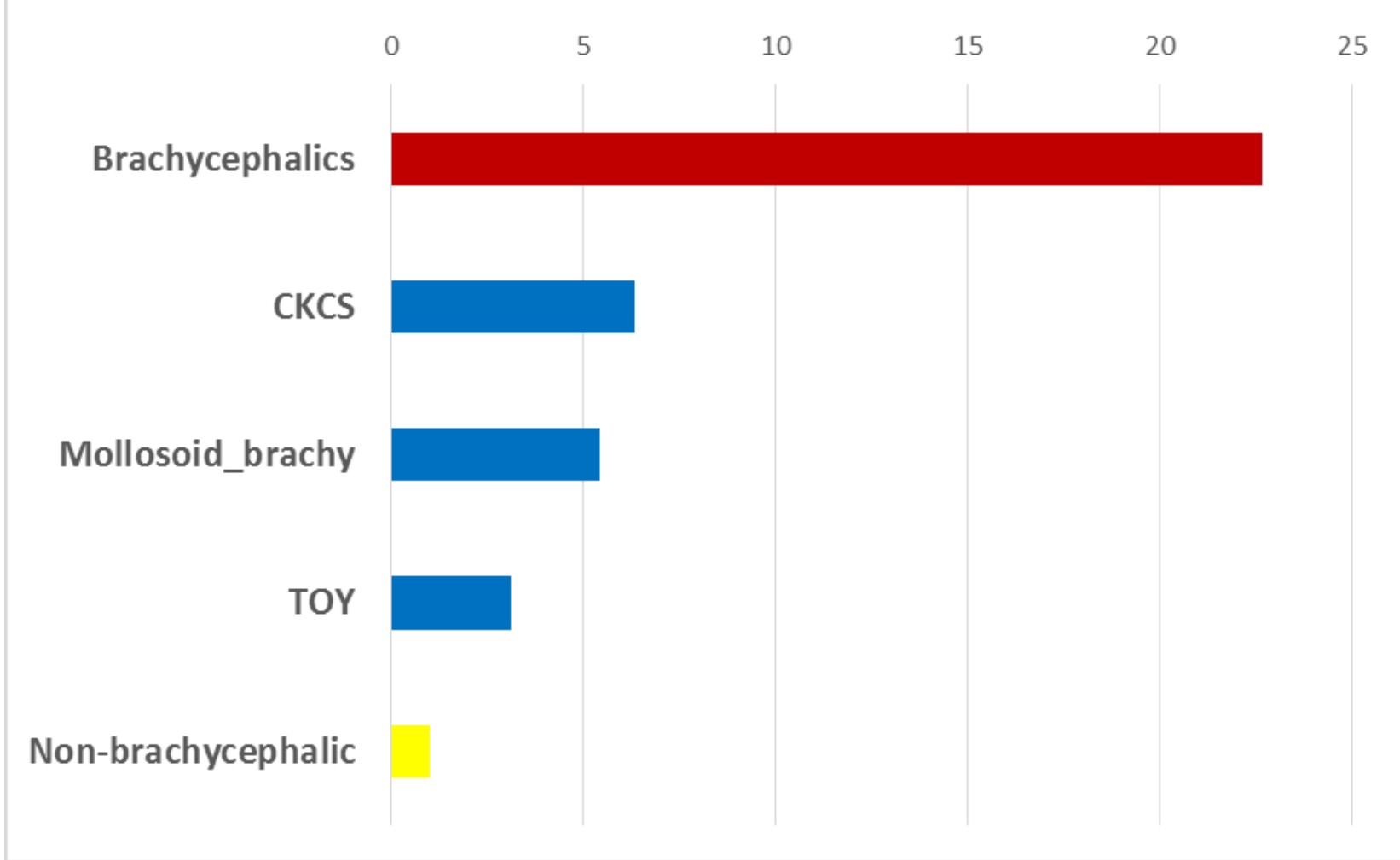
# RR for Corneal Ulcer

0.0 2.0 4.0 6.0 8.0 10.0 12.0



Data 2009-2013

### "Breathing Problem" in dogs <6 years of age: Relative Risk compared to Non-Brachy breeds



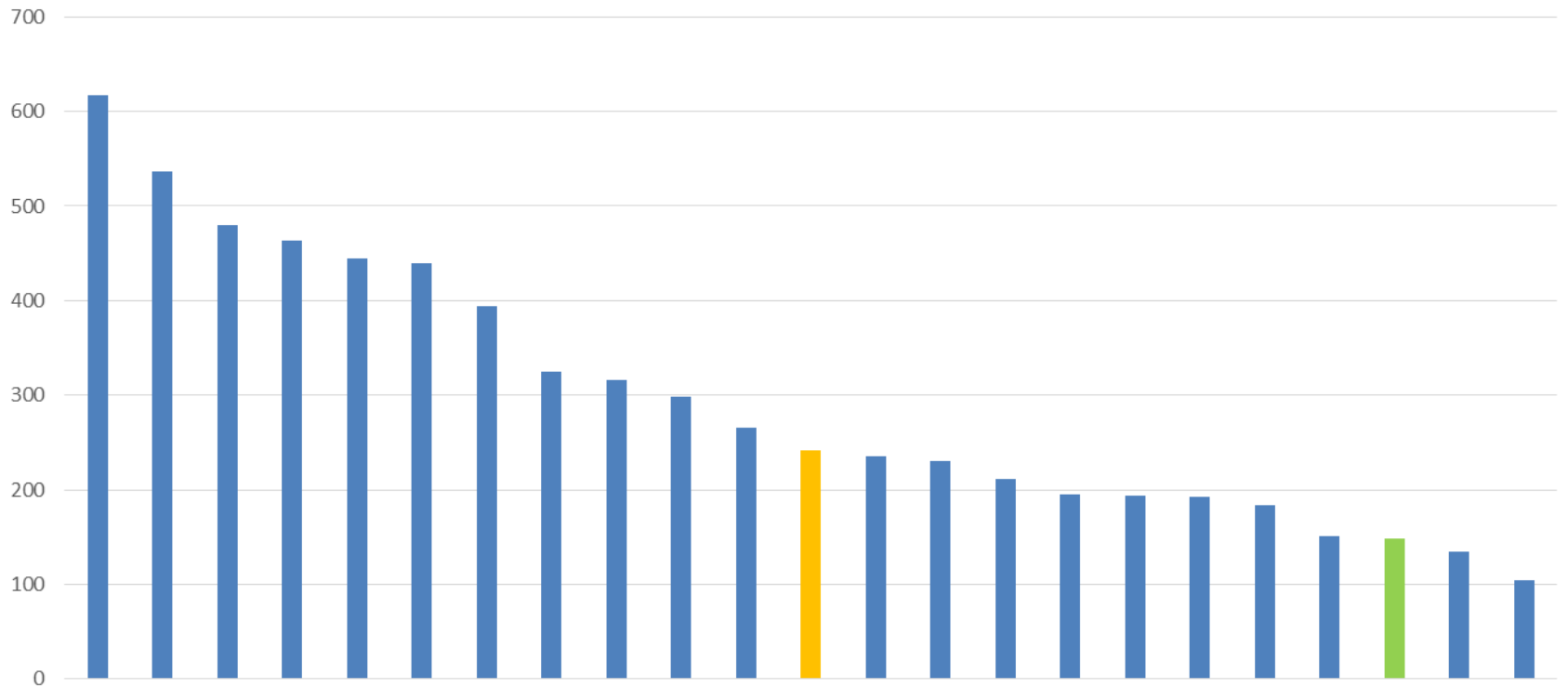
Data 2009-2013

<b>Upper Respiratory Claims with a Registration Number</b>	
<b>Cavalier King Charles Spaniel</b>	<b>96%</b>
<b>Chinese Crested Dog</b>	<b>92%</b>
<b>Boxer</b>	<b>90%</b>
<b>Tibetan Spaniel</b>	<b>90%</b>
<b>Boston Terrier</b>	<b>88%</b>
<b>Pug</b>	<b>88%</b>
<b>Griffons</b>	<b>83%</b>
<b>English Bulldog</b>	<b>76%</b>
<b>OTHER</b>	<b>74%</b>
<b>French Bulldog</b>	<b>74%</b>
<b>Yorkshire Terrier</b>	<b>71%</b>
<b>Pomeranian</b>	<b>66%</b>
<b>Chihuahuas</b>	<b>60%</b>
<b>Shih Tzu</b>	<b>54%</b>



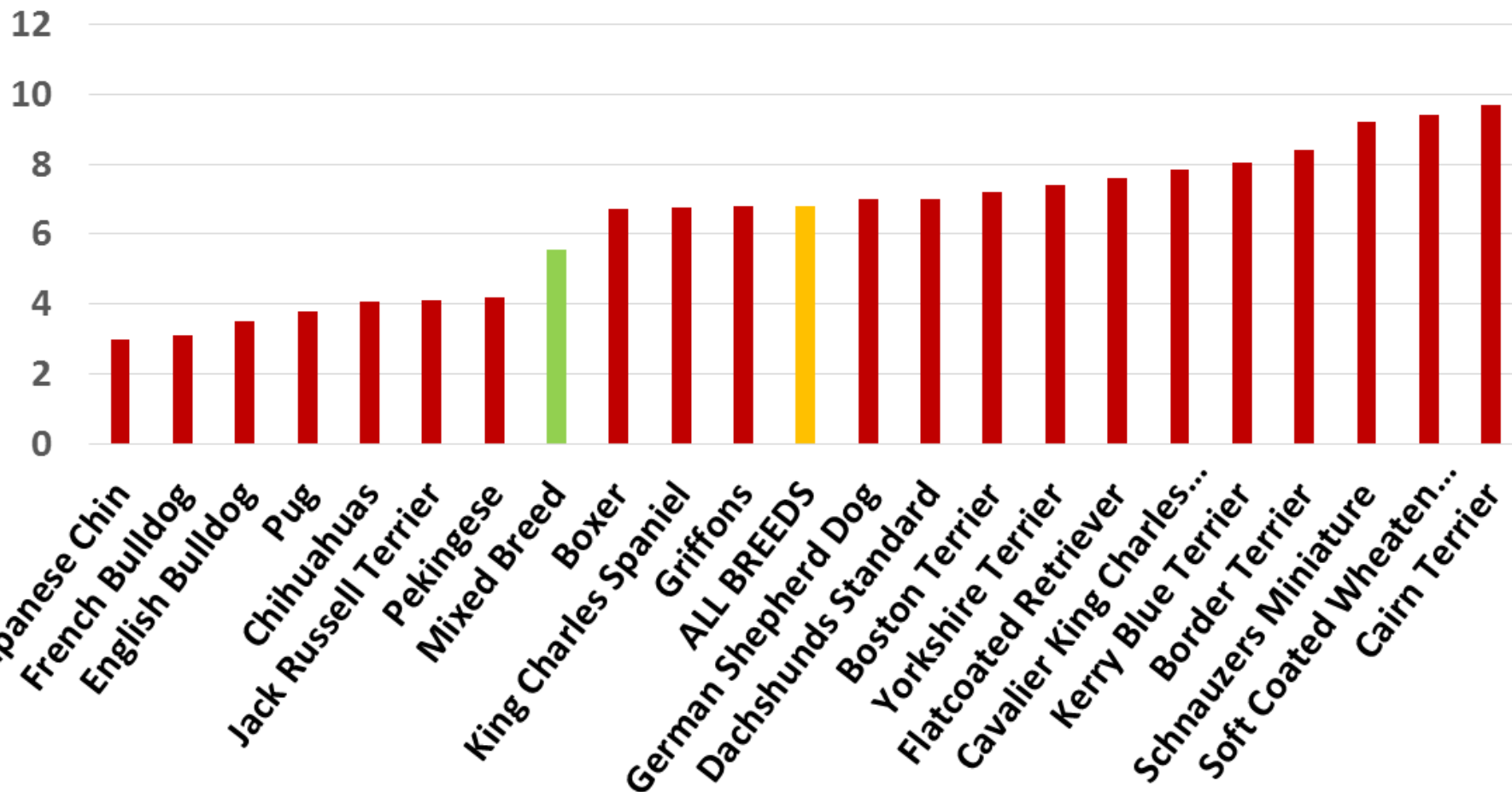
# Mortality ... and age at death

# Mortality (all causes): Common, High Risk and Brachycephalic Breeds (minus Giant Breeds)




## Median age at death in life-claimed dogs

### Common, High Risk and Brachycephalic Breeds (minus Giant Breeds)



# Summary Comments on Death Data

- **English Bulldogs and Japanese Chin:**
  - High mortality rate and die at younger than average ages
- **Pugs and French Bulldogs:**
  - slightly increased rate of mortality compared to All Breeds, markedly higher than Mixed Breeds, and die at younger than average ages.
- **Boston Terriers:**
  - have lower mortality rate than All Breeds, somewhat higher than mixed breeds and die at a relatively high age.



**EXERCISE?**

**I thought you said "extra fries"**

Cute and funny?  
*Ignoring a welfare issue?*

Embedded in culture or  
mindsets – ‘normal’  
*Maybe it is time to  
change?*

What is ‘okay’ in terms of  
levels / types of disease?

What is your role personally – and professionally?

How do we proceed with **respect, compassion and cooperation?**